

Setting Your Initial Password
or
Resetting Your Existing Password

Setting or Resetting Your Password

effective February 1, 2026

- Open the new GTAGS website at www.GTAGS.org on your laptop, tablet or phone.
- Click on 'Log In' shown circled in red below.



HOME

ABOUT US

JOIN GTAGS

MEETINGS AND EVENTS

MEMBERS

LOCAL GENEALOGY

SUPPORT GTAGS

LOG IN

Setting or Resetting Your Password

- Click on “I forgot my password”.

Not a member? Please see how to join us one the About / Join page.

Sign in to start your session

Login



Password



Remember Me

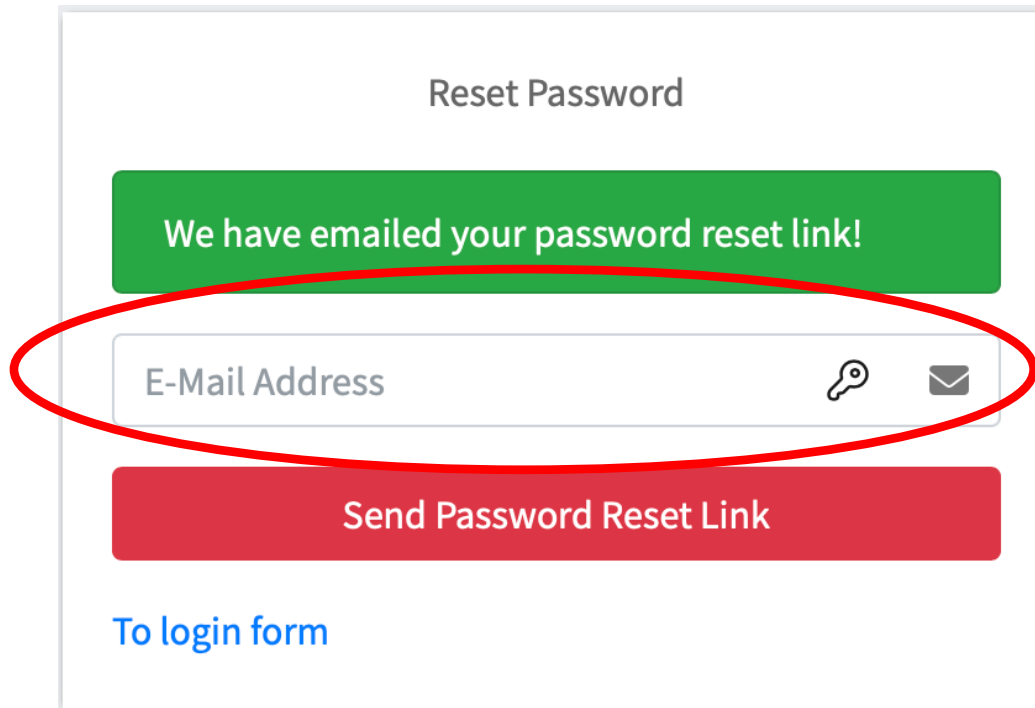
Sign In

[I forgot my password](#)

If you know your login ID but cannot remember your password, you can reset it by selecting “Forgot My Password”. A password reset will be sent to your email address on file.

Setting or Resetting Your Password

- The box below will appear.
- Enter your email address and click ‘Send Password Reset Link’




The screenshot shows a 'Reset Password' form. At the top, the text 'Reset Password' is centered. Below it is a green success message: 'We have emailed your password reset link!'. Underneath the message is an input field for the email address, labeled 'E-Mail Address'. The input field contains a key icon and an envelope icon. A red oval highlights the entire input field area. Below the input field is a red button labeled 'Send Password Reset Link'. At the bottom left of the form, there is a blue link that says 'To login form'.

Setting or Resetting Your Password

- The system will confirm it has sent you a password reset.
- Go to your email to find the link.

Reset Password

We have emailed your password reset link!

E-Mail Address 

Send Password Reset Link

[To login form](#)

Setting or Resetting Your Password

- Open your email,

ENS CRM Inbox - go... 10:57 AM
Reset Password Notificati... 20 KB
✉ Password reset request
received; link expires in 60 minute...

and click the link.

Grand Traverse Area Genealogical Society

Hello!

You are receiving this email because we received a password reset request for your account.

Reset Password

This password reset link will expire in 60 minutes.

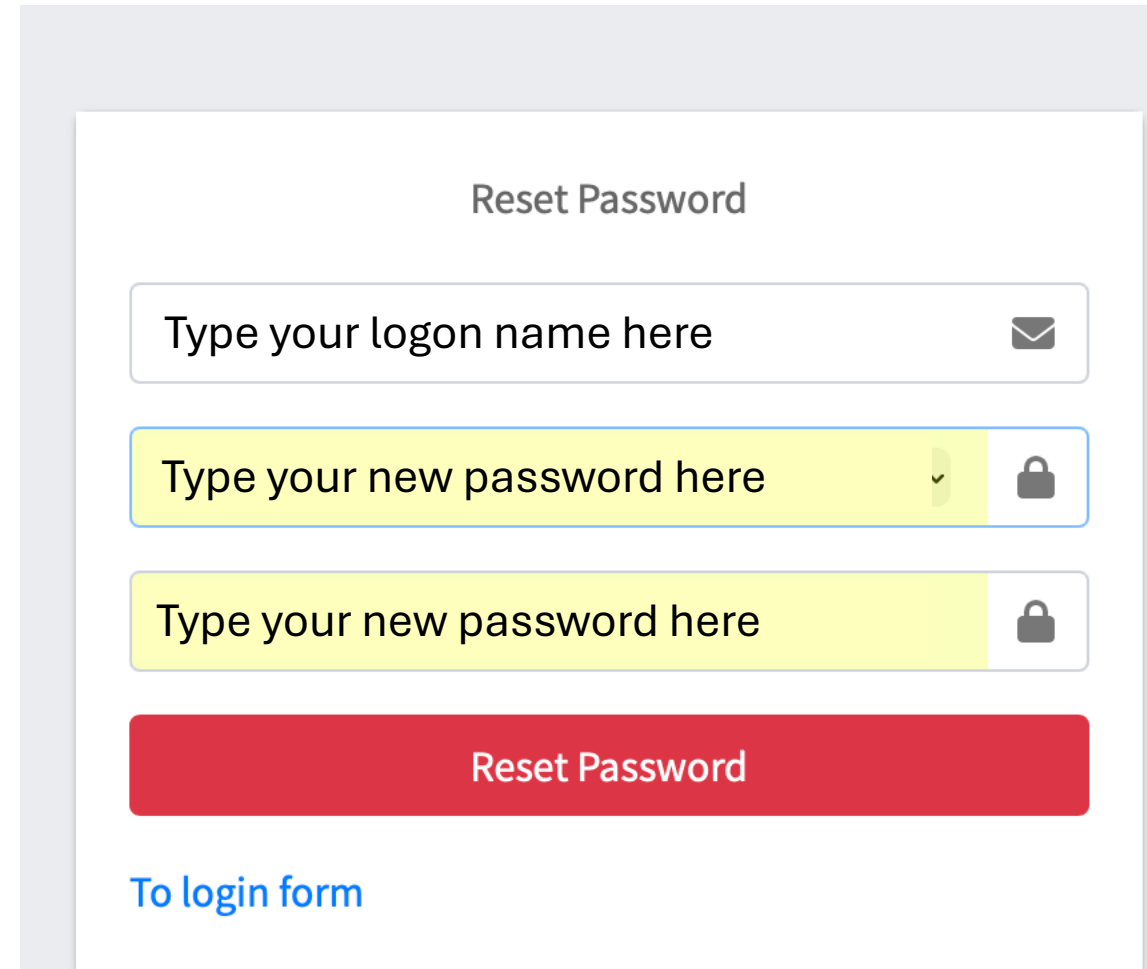
If you did not request a password reset, no further action is required.

Regards,
Grand Traverse Area Genealogical Society

If you're having trouble clicking the "Reset Password" button, copy and paste the URL below into your web browser: <https://gtags.org/reset-password/640fa4af64e1ebb0ad172ff3701c6dd264993e2a97dda510701190a44687ec7b?email=>

Setting or Resetting Your Password

- Type your logon name
 - Unless you have changed it, your logon name is the same name you used for the old website unless you have already changed your logon name in the new website.
- Type your new password in the 2nd and 3rd boxes (in yellow).
 - must be 8 or more characters long
 - must contain a capital letter
 - must contain a lower-case letter
 - must contain a number
- Click ‘Reset Password’.
- Click “To login Form” to be taken to a new login screen.



The screenshot shows a 'Reset Password' form with the following elements:

- Title:** Reset Password
- Field 1:** A text input field with the placeholder text 'Type your logon name here' and an envelope icon on the right.
- Field 2:** A text input field with the placeholder text 'Type your new password here', a dropdown arrow, and a lock icon on the right. This field is highlighted in yellow.
- Field 3:** A text input field with the placeholder text 'Type your new password here' and a lock icon on the right. This field is also highlighted in yellow.
- Button:** A red button with the text 'Reset Password'.
- Link:** A blue link with the text 'To login form'.

Changing Your Logon Name, Email Address and/or Password

- The preceding instructions were for setting your initial password or resetting a forgotten password so you can log into the website as a member.
- The next section of these instructions are for changing your login name, email address and/or password for future visits to the website.

Changing Your Logon Name, Email Address and/or Password

- This process means you have you have your ID and password but want to change them.
- Go to the website and Log In.



HOME

ABOUT US

JOIN GTAGS

MEETINGS AND EVENTS

MEMBERS

LOCAL GENEALOGY

SUPPORT GTAGS

LOG IN

Changing Your Logon Name, Email Address and/or Password

- Go to your account Profile by clicking on Profile



HOME

ABOUT US

JOIN GTAGS

MEETINGS AND EVENTS

MEMBERS

LOCAL GENEALOGY

SUPPORT GTAGS

PROFILE

LOGOUT


Changing Your Logon Name, Email Address and/or Password

In the first section of your Profile, type changes for your email address and/or login ID in the fields circled in red.

To change your password, type a new password in both of the fields circled in blue.

Be sure to click Save at the bottom of your profile.



Profile Info

 Your plan - **Member** (\$36.5/per year)
Expire date - **07/31/2025**

First Name: Joe Middle Name: Last Name: Member

Preferred Name: Maiden Name:

Name Prefix: Name Suffix:

 Birthday Date:  Join Date: 09/01/2020

Active Deceased

Email: Your Email Address on File Timezone: (GMT/UTC - 05:00) New York

Login: Your Desired Membership ID Type Your New Password Here ReType Your New Password Here

Once Entered, Passwords Can't Be Seen. Enter A New Password Above If Necessary.

Save 